



**Replacement Chassis for Climate
Master '816 'Slant Coil' Series**

Slant Coil

NOMINAL CAPACITY:

10,000, 12,000,
15,000 BTU/h

ColdPoint Corp, Rome, New York 13440 • Phone (315) 339-2331 • Fax (315) 339-2358 • Web: www.adirondackaire.com



Description:

Adirondack-Aire '816 Slant Coil' Series is a direct replacement for Climate Master '816' 'Slant Coil' series vertical stacked water source heat pump chassis. The chassis is a part of a complete system, which consists of the chassis, blower section, control box, and furred-in room cabinet with risers. The chassis contains the compressor, air heat exchanger, water heat exchanger, and refrigerant circuit control and safety components. The '816 Slant Coil' is dimensionally identical to the original for a fast, easy, and trouble free installation. Proven technology, quality components, careful design and testing, and the latest in reliability and efficiency advances assure long life, user satisfaction, and lower energy cost! Consider the extensive list of standard features which include: powder painted drain pan, refrigerant circuit access ports, air filter, pull handle, thermostatic expansion valve, evaporator freeze protection, water coil freezestat, high-pressure over protection, and lockout circuit..... and Adirondack-Aire is the replacement solution the competition can't match. Cold Point Corp. backs the '816' with a customer friendly one-year parts and labor warranty and five-year compressor warranty, (see Warranty document for details).*

Application & Benefits:

The *Adirondack-Aire '816 Slant Coil' series replacement chassis fits the existing Climate Master room cabinets and works with the existing blower section and control box without modification*. The chassis installs without the need for water loop shut-down or draining. Water, drain and electrical connections line right up to the original installation. The electrical connectors plug directly into the control box connectors. The standard high-pressure switch and evaporator coil freeze protection stops unit operation before damage occurs should airflow become reduced or obstructed due to dirty coils, obstructed airflow, or motor failures or lock-up. A freezestat protects the water coil from freeze damage due to water temperature or flow problems. The water coil is designed for low water-side pressure drop eliminating potential pump sizing and water flow problems. High efficiency compressors provide demonstrated reliability and low sound levels and cut energy costs...and because the chassis dimensions and construction details are like the original, replacement work is fast and easy. A chassis pull handle is provided to facilitate easy removal and handling. Using Adirondack-Aire replacements eliminates the need for room renovation, redecorating, and piping changes and is the solution that gets your property back in service quickly and at the lowest total cost. Choose the optional replacement blower section to improve airflow and replacement return air panel to give the unit a new look and improve room aesthetics.*

***Various wiring configurations were produced. See specs and price sheet for details.**

Options/Accessories:

- Blower sections
- Return air panels
- Wiring Configurations

•115V, 265V/277V (availability varies by model sizes)

- Control options
- Flow control valve

Standard Features

- 1). Made in USA
- 2). Designed for easy installation & compatibility. Dimensionally identical to original Climate Master chassis
- 3). UL recognized components and construction
- 4). Quiet, durable, and efficient compressor with built-in pressure & temperature protection
- 5). Heavy Gauge G90 galvanized steel construction
- 6). Powder painted drain pan
- 7). High efficiency copper tube-aluminum fin evaporator coil
- 8). High efficiency coaxial condenser coil with low water-side pressure drop
- 9). Lock-out circuit with reset at thermostat or circuit breaker
- 10). High Pressure switch
- 11). Frost free cooling
- 12). Water coil freeze protection
- 13). Refrigerant circuit access ports
- 15). Bi-flow thermostatic expansion valve
- 16). Positive shift reversing valve
- 17). Precision charged with R-22 refrigerant
- 18). Union water connections
- 19) Chassis pull handle facilitates easy chassis removal & handling
- 20) 1" Fiberglass or natural fiber air filter



816 Dimensions and Specifications




Note: Due to Cold Point Corporation's ongoing quality & product development programs, design and specifications may change. Always consult factory to verify the information provided here.

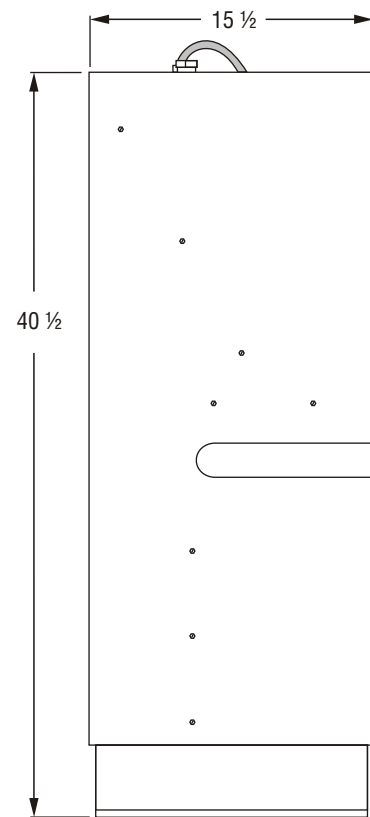
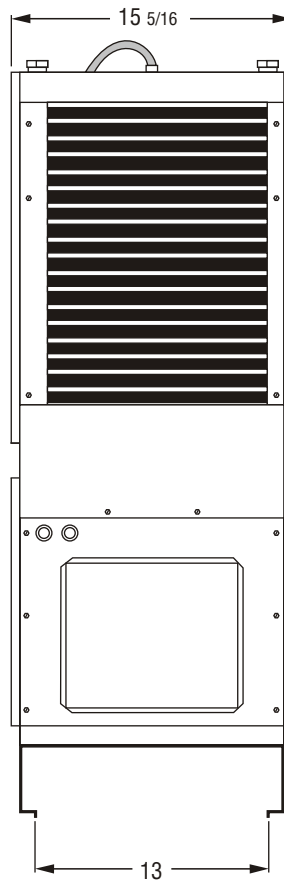
DIMENSIONAL DETAIL '816' *slant coil*

***Note:** These chassis are designed to work with the existing blower. Blowers must produce rated airflow. Cleaning/ Repair/ Replacement of blowers is required prior to installation of new chassis.

IMPORTANT! Chassis must replace a unit of like capacity to assure proper **airflow** and **power supply**.

Wiring Configurations

	(3) Wire Slide Terminals
	(9/2) Controls 'M' or 'DXM/ CXM'
	(2) Terminal



816 'SLANT' ELECTRICAL DATA

Model	COMP	Voltage/ HZ/Ph	Comp RLA	Comp LRA	MIN. Volts
816- 10	Rotary	208/230/60/1	3.7	21.0	197
816- 10	Rotary	265/60/1	3.1	15.0	239
816- 12	Rotary	208/230/60/1	5.0	24.0	197
816- 12	Rotary	265/60/1	4.2	20.0	239
816- 15	Rotary	208/230/60/1	5.4	29.0	197
816- 15	Rotary	265/60/1	4.6	27.0	239

816 'SLANT' PERFORMANCE TABLE

Model	COOL BTUH	SENS BTUH	EER*	HEAT BTUH	COP*	CFM (design)	GPM	COIL PD
816- 10	10,400	7,800	13.9	12,800	4.60	330	2.5	3.8'
816- 12	12,700	8,900	13.3	16,000	4.25	350	3.0	5.2'
816- 15	14,200	10,200	11.9	18,200	4.10	420	3.7	7.7'

*Includes ARI Fan Power Allowance (.365W/CFM)

Model No.	Chassis Weight (lbs)
10	80
12	85
15	90

12-07